



Mukilteo Lighthouse Quilters

www.mukilteolighthousequilters.org
www.mukilteogardenandquilttour.org

Inside This Issue

President's Message	1
Mystery Quilt-Along	2-3
April Birthdays	4
April Program	4
Comfort Quilt Report	4
A Thank You	4
Calendar	5
Upcoming Quilting Events	6
MGQT Update	7
MGQT submission rules	8
Board Members	8

Next Guild Meeting:

Tuesday, April 19 - 7:00 p.m.

Where: Point of Grace Lutheran Church, 5425 Harbour Pointe Boulevard, Mukilteo

Program: Show and Tell from the past (see page 4 for more info).

Refreshments: Judy Irish
Sheree Van Burg

Please note that we have a new email address for newsletter articles:

MLQNewsletter@live.com

Please note in your records. Thanks!

Mukilteo Lighthouse Quilters
PO Box 121
Mukilteo, WA 98275

Girls Just Want to Have Fun!!!

President's Message

What an amazing meeting we had in March! I think that's the most people I've ever seen at one meeting - so very good to see you all! And, Memory, what a wonderful presentation - you are so talented and we are so pleased that you shared one of your passions with us in the beautiful wool appliqué and felted wool appliqué! Thank you again.

We have a fun program for April - see the newsletter for details, and thanks to Lisa A. for the neat idea! May, of course, will be our annual Comfort Quilt Show featuring quilts for donation. I think it'll be fun to see them all and to get some inspiration as well. Thanks to the Community Involvement/Comfort Quilt committee for organizing. In June we have Karen Alexander, from Lopez Island, who will take us on a tour through the history of quilts. Karen maintains three quilt history blogs, and has written book chapters and published a number of quilt history articles. We are lucky to have her, so plan now for the June 21st meeting and feel free to invite others, too!

We are looking for programs in the future, so if you have an idea or individual you'd be interested in, please let our Program Committee know. Right now the committee consists of Karen Ostheller, Tracy Lowen, and as a last resort, yours truly. :) And, of course, we have the Mukilteo Garden and Quilt Tour in July. Many kudos to all those involved! What a great event. How are all your mystery quilts coming along??? I'm afraid I've been a little remiss with mine - too many family things, and an additional responsibility at work, too. Hope you're all enjoying, and I think I do still have some time, right???

And, are you all enjoying the cook books? I am so pleased with all that we've done with them - each time I give one away, I'm so happy to hear the positive comments. Remember them for Mother's Day and certainly for any quilter on their birthday! I bid you all a wonderful week or two and will look forward to seeing you at the meeting.

Mystery Quilt Part 6...

Have you started to figure out the Mystery? It's beginning to come together – and it's time for more “clues”. In Part 5, you started sewing groups of blocks together. In this part, you will put more blocks into groups.

Step 1. You will be assembling a lot of pairs from combinations of 2 blocks: The Fabric D block, with corners attached (*Figure A*) and the Fabric C block with corners at opposite corners. (*Figure B*).



Figure A





Figure B

You will sew these two blocks together in two different orientations. Your fabrics may vary from these, but the orientations show below will hold true for your blocks also.




Orientation A

Make 12 pairs in the *Orientation A*



Orientation B

Make 16 pairs in the *Orientation B*



Continued on next page...




Figure C

Step 2. Now you will sew two other blocks. Take the four "Corner Blocks" that look like the block in Figure C (and have only one corner triangle) and pair them with the Fabric D block shown in *Figure A*.



Orientation C

Make 4 pairs in the Orientation C.




Place these blocks back a baggie labeled "Corner Blocks".



Figure D


Step 3. Pull out 3 each of the Orientation A and Orientation B pairs from Step 1 on the previous page.

Sew into pairs of 1A and 1B as shown in *Figure D*. **Make a total of 3.**



Orientation E

You will now have 3 of the above combinations of 1A + 1B, as shown in *Figure D*. Sew them together in a strip as appears in *Orientation E*.



Repeat Step # 3 until you have a **total of 4 strips**

Next month will be the final step and the completion of the Mystery Quilt.

Comfort Quilt Committee

I checked with the Church, and we are all lined up to have our Comfort Quilt Show in the Sanctuary at our May 17th guild meeting. I can hardly wait to see all the quilts displayed on the backs of the pews. I have taken an inventory of the quilts that have been turned over to the committee. At this time we have two Grad quilts, six Senior quilts, of various sizes, and two quilts for young children. All the quilts that have been turned in will be taken down to the church for our show. We are all looking forward to seeing the quilts you have been working on over the past few months.

Last year we gave 15 Grad quilts to Kids Dream. These were given to foster children who graduated from high school. Only 30% of foster children graduate from high school and we want to help honor that accomplishment. We also gave 3 young children's quilts to the Kids Dream clothes closet. Foster parents can come to the clothes closet at various times through the year to pick out clothes, toys and other items for their children.

Last year we also gave 18 quilts to Senior Services of Snohomish County. They were given out through their *Meals on Wheels Program*. Since the Meals on Wheels drivers have established a personal relationship with each person they deliver meals to, they are ideal people to make the decisions as to who is in need of a quilt. We have received many wonderful thank you notes from the recipients. I read a couple of notes at the last meeting, but thought you might enjoy hearing another one, "Thank you so much for my quilt. It is so lovely and well made. My own family is gone, but the little children on the quilt will be with me forever".

I know it warms your heart to know how much your quilts are appreciated.

Happy Quilting,
Carol Peters

Happy Birthday

<i>Terees Grippe</i>	<i>April 9</i>
<i>Connie Tebbutt</i>	<i>April 19</i>
<i>Cathie Gillette</i>	<i>April 22</i>
<i>Wendy Stafford</i>	<i>April 23</i>
<i>Sydney Hoard</i>	<i>April 25</i>



April Program

Bring the first quilt you made to the April Meeting! We'll have "show and tell" from the past as well as the present! If you don't have the first quilt you made, the second one is okay, too. Can't wait to see!


Thank you

Our sew-in on March 12, at the "Museum of Flight Restoration Center" was a huge success.

Thank you so much to Sheree Van Burg for organizing the day, for setting up the facility and for being such a great hostess. It was very much appreciated. We look forward to the next opportunity for a sew day.

Mukilteo Lighthouse Quilters

Volume 7, Issue 4

April 2011						1 April Fool's Day	2
3	4	5	6	7	8	9	
10	11	12	13	14	15	16	
17	18	19 Guild Meeting	20	21	22 Earth Day 	23	
24	25	26 Quilts and Genealogy (see page 6)	27	28	29	30 Needlework (see page 6)	

May 2011						
1	2	3	4	5 Cinco de Mayo Day 	6	7
8 Mother's Day 	9	10	11	12	13	14
15	16	17 Guild Meeting COMFORT QUILT SHOW	18	19 Flower Power Workshop (see page 6)	20	21
22	23	24	25	26	27	28
29	30	31				

June 2011			1	2	3	4 Diane Cooper's Sleeve Making Party 10 am - 2 pm
5	6	7	8	9	10	11
12	13	14	15	16	17	18
19	20	21 Guild Meeting	22	23	24	25
26	27	28	29	30		



Upcoming Quilting Events

2011 ANNUAL QUILT SHOW

Busy Bee Quilters of Snohomish, WA.
Presents "SPOOKTACULAR"
on July 29th, 30th, and 31st
at Monroe Senior High School
Monroe, WA

We invite you to enter our first International Juried & Judged Show, sponsored by the La Conner Quilt & Textile Museum, to be held September 30-October 1, & 2, 2011. Winning entries will be featured in a special exhibit at the La Conner Quilt & Textile Museum titled "AWE: Award Winning Entries" from October 5 -December 30, 2011.

Deadline for entry is June 15, 2011

<http://www.laconnerquilts.com/>

LaConnor, Washington

2011 Quilt Walk

September 1 – October 15, 2011

"Quilts and Genealogy"...

"Quilts and Genealogy" will be the subject of a talk to be given by MLQ Member, Margaret Summit, at the Skagit Valley Genealogical Society, on Tuesday, 26 April 2011, at 7 p.m. Location: Burlington Community Center, 1011 Greenleaf Ave., Burlington, WA.

Admission is free. See the Skagit Valley Genealogical Society Home page for more information and driving directions.

www.rootsweb.ancestry.com/~wasvgs/meetings.html

Her talk will be an overview of the value of quilts as genealogical artifacts, then she'll focus on a quilt that she's been researching: a large friendship quilt made by pioneer women in 1939 from the Utopia community in the Skagit Valley.



Currents Exhibits: Through June 26

☐ **"What Remains: Japanese Americans in Internment Camps"** with Quilt Artist, Cathy Erickson and Poet, Margaret Chula. In the 1940's over 120,000 Japanese Americans were imprisoned in internment camps. From the newborn baby to the aging grandfather, all their lives were changed dramatically. Now only photos, stories, and rock rubble remain of the time. The art quilts and poetry in this series attempt to capture the spirit of what remains over sixty years later.

☐ **"Story Quilts"** by Mary Lou Weidman. Mary Lou discovered Story Quilts quite by accident. It was through this discovery that she realized that quilters have the opportunity to tell the world *who they are* and *what and who they love*. These quilts will surely be the ones to be studied in the future as they tell about people today and the details of their lives.

☐ **Needlework: A Visual Anthology of Art and Literature**, April 30, 2011, 1:00, with art historian Susan Olds. Join us for an armchair adventure exploring the needlework theme in art and contemporary fiction. Cost \$10, (\$5 for Museum members) includes admission to exhibits

☐ **Adventures Outside the Box: Quilting from an Art Perspective** Three-day workshop with Mary Lou Weidman. May 16-18. Includes lunch and private tour of exhibit. Mary Lou is a process teacher and in this workshop we work with process, stretching, thought growth, design, colors and how they work with other colors around them, composition and imagination. This class is for the quilter who wants to do something a little more involved (not hard), to develop and stretch and go on the road "less traveled."

☐ **Flower Power** a one-day Workshop with Mary Lou Weidman May 19, 2011 Includes lunch and private tour of exhibit. Mary Lou will show you how to piece bright flowers using a freeform style of piecing with a combination of strips, squares, and rectangles. The blocks can be used to make great wall hangings and quilts.



MGQT Moves Forward

It's all about the timing

Imagine yourself on a beautiful sunny morning of July 16th as a volunteer staffer for the Mukilteo Garden & Quilt Tour. As a quilter, you have quilts in the show, and you have landed a strategic location that allows you to see curious Tour attendees taking a gander at one of your quilts: a small group comes by, they glance, then move in for a closer inspection of the quilting work, then perhaps a walk around to see the back. They chat with friends and point to details as they talk... ABOUT YOUR QUILT!! Ah, what a great feeling to have been a part of this show...

This month we are providing you with a copy of the quilt description form for the Mukilteo Garden & Quilt Tour. These forms are used to create quilt information cards that will be pinned to each quilt also to enter quilt info in the tour brochure that each attendee receives. Timing is a challenge and we need your help!!

Please make copies of the Quilt Description Form and fill one out for each quilt you plan to enter in the Mukilteo Garden & Quilt Tour. Information on the card is used not only for making an accurate quilt description, but also for planning where in the eight gardens each quilt will be shown.

We would appreciate it if you would return your quilt description forms soon as possible. May 17th is the latest that we can accept quilt descriptions that will be included in the Tour Brochure. April submissions will be greatly appreciated as that will help us to avoid a last minute editing crunch prior to printing the Tour Brochure toward the end of May. After May 17th, we can still accept some quilts for the show, however they will be considered "late-entry" and will only be described by a card attached to the quilt, which is still pretty good exposure for quilters who wish to display their work but are perhaps unsure of whether they will finish a quilt on time. The June 21 MLQ meeting will be the last date we can accept your late-entry quilt description forms.

We know that a number of members are not comfortable with e-mailing and computers. If you can, please type your forms and return them by mail or hand them in at a meeting. You also may hand-write them, and we will type them up for you. If you must hand-write your forms, please turn them in early if you possibly can. Photos will also be greatly appreciated if this is not too much trouble for you. If you cannot provide a photo, we will rely on data you submitted on your quilt description form. Alice Rhodes is collecting these forms, and her contact information is one the form.

We are tentatively planning to collect physical quilts starting Friday, July 1st (before the July 4th holiday). We don't wish to have them in our custody long, but those who plan to leave town for the holiday may appreciate this option. **We would like to have all show quilts by the weekend of July 9th-10th** so that the Quilt Managers may begin planning their physical displays a few days in advance of the Tour. Quilts will be stored at Alice's house. From our February telephone survey, we gather that members plan to collectively submit 90-100 quilts for the show. We believe we can display this number of quilts effectively.

Thank you for participating in Mukilteo Garden & Quilt Tour! We know this takes some effort on the part of our members and considerable effort on the part of a few, and we hope you will find this a worthwhile and enjoyable fund-raiser.

MGQT Quilt Submission Requirements

- Must have a quilt label on quilt back
 - Recommended Info: Quilter's name, quilt name and date (add more info if you like).
- Must have a 4" sleeve on the back for hanging.
 - Make these with an 8 ½ " tube of fabric sewn to the top of your quilt

We are planning a quilt sleeve-making work party so everyone has an opportunity to receive direction on how to make a sleeve, as well as to get together for camaraderie. It will be at **Diane Cooper's house, Saturday, June 4, 10 a.m. to 2 p.m.** We will have muslin available for those who wish to make temporary sleeves. Please come!!!

Please also check the MLQ Website "Quilting Tips" page for links to websites that offer information on how to make quilt sleeves and quilt labels.

Our Meetings

Where: Pointe of Grace Lutheran Church
5425 Harbour Pointe Boulevard, Mukilteo

When: Third Tuesday of Each Month
7-9:00 p.m.

Our evening includes a short business meeting, program, and show and tell. Guests are welcome!

2011 MLQ Officers

President Sydney Hoard sydney.hoard@frontier.com

Secretary Pat Derksema pderksema@frontier.com

Treasurer Lisa Akin threebeagles@frontier.com